

# MagniLink Zip

New Generation



reddot award 2015  
winner

Full HD  
1080p



# MagniLink Zip

## MagniLink Zip – better than everything

The foldable MagniLink Zip is well known for its image quality and user-friendly operation. These qualities are now improved even further – and a few more have been added!

### Outstanding image quality

Famous as the previous MagniLink Zip was for its image quality, it doesn't stand a chance compared with this one! We combined all our knowledge and image-enhancement techniques with a Full HD camera and the result is the best image quality you've ever seen in a video magnifier.

### Design

The design has been modernized and now follows the award-winning LVI design line\*, introduced with MagniLink Vision. The low-vision adaption is improved and MagniLink Zip is easier to use than ever.

### True video magnifier

This portable video magnifier offers the same functionality as every true video magnifier, like a stable reading table with X/Y friction brakes, guiding lines, low-vision adapted monitor – and great image quality!

### Built-in distance camera ← Great feature!

A distance camera, adjustable both vertically and horizontally, is included.

### Light and easy

The MagniLink Zip is easy to fold and carry. It is significantly smaller compared with the previous version – especially when folded – and weighs from only 8.6 lbs (3.8 kg).



## Top 10 features and benefits

### 1 **The best image quality ever**

Full HD camera along with multiple optical and software related techniques that result in the most amazing picture ever in a video magnifier.

### 2 **Foldable and portable – yet a true video magnifier**

Unlike many other foldable video magnifiers, this is a true CCTV that retains all their superior benefits.

### 3 **Design**

Designed to look and feel good. The design has been awarded the prestigious Red Dot Award.

### 4 **Easy to use**

Intuitive control panel with both rotating knobs and buttons to make it admirably easy to manoeuvre – yet it offers an advanced mode for advanced users.

### 5 **Low-vision adapted monitor**

The MagniLink Zip monitor provides brightly coloured screen edges, anti-glare surface, crystal-clear sharpness, high contrast and a dimmer for light-sensitive users.

### 6 **Market-leading reading table**

The MagniLink Zip X/Y table is thinner than ever, yet it offers the same stability and quality as all other MagniLink X/Y tables, including friction brakes.

### 7 **Modularized**

Choose between HD/Full HD, battery and reading table options to meet different user needs, or specifications in tenders.

### 8 **All in one**

The 17" Full HD model offers portability, X/Y table, battery, great image quality, carrying case and distance camera. No other video magnifier is that complete!

### 9 **Really low initial magnification**

Choose Full HD for the lowest possible magnification. Great for RP users.

### 10 **Clever distance viewing**

Built-in, yet rotatable distance camera for maximum comfort and manual focus for full control (see page 11).

# MagniLink Zip models

## Four models – many more possibilities

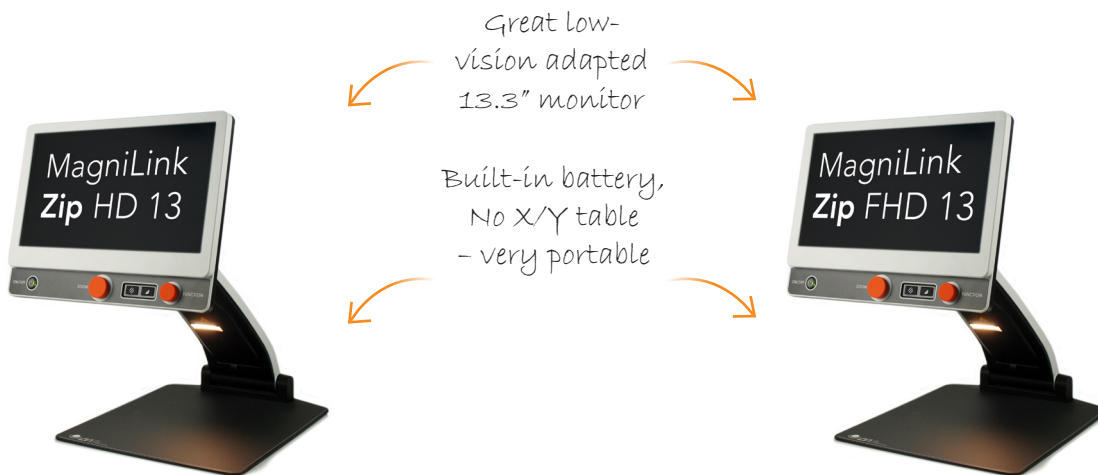
MagniLink Zip comes in four models with lots of possibilities. By combining two screen sizes, battery and X/Y table, the new MagniLink Zip will meet the needs of every user in every situation. And the built-in distance camera, included in all models, makes MagniLink Zip great for students!

### 1 MagniLink Zip HD 13

The most portable model: 13.3" monitor and HD camera, battery, no X/Y table.

### 2 MagniLink Zip FHD 13

Identical to MagniLink Zip HD 13, but comes with Full HD camera.

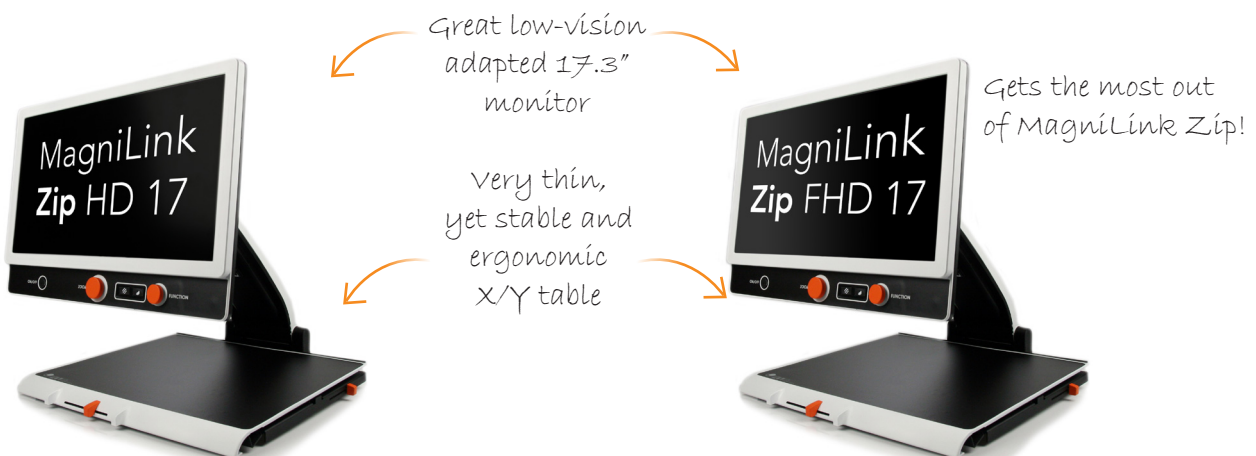


### 3 MagniLink Zip HD 17

17.3" monitor, HD camera and built-in X/Y table. Without battery.

### 4 MagniLink Zip FHD 17

Identical to MagniLink Zip HD 17, but comes with Full HD camera.





Easy to fold and carry while travelling



# MagniLink Zip 13

## MagniLink Zip 13 - HD/Full HD



### Portable and convenient

MagniLink Zip 13 is the most portable model with a low-vision adapted 13.3" monitor and an HD or Full HD reading/distance camera. To save weight, it comes without an X/Y table. This makes it easy to fold and unfold the system and to carry it between different locations.

A battery with a 5-9 h operation time is included for convenient use. Operation time depends on the light intensity chosen for the screen and lamp. MagniLink Zip 13 is an ideal choice for users who often need to transport their system. It is also suitable for users that want a sleek system at home that can be folded and put away easily when it's not in use.

Choose between HD and Full HD. Full HD provides the greatest image quality ever, produced and is also the best choice for RP users because it offers incredible contrast and low initial magnification.

*A rotatable distance camera is included*



Model	Art. no.	Camera	Reading table	Battery
<b>MagniLink Zip HD 13</b>	<b>MLZIP-HD-13</b>	<b>HD</b>	<b>No</b>	<b>Yes</b>
Optional model 01	MLZIP-13-01	HD	No	No
Optional model 02	MLZIP-13-02	HD	Yes	Yes
Optional model 03	MLZIP-13-03	HD	Yes	No
<b>MagniLink Zip Full HD 13</b>	<b>MLZIP-FHD-13</b>	<b>Full HD</b>	<b>No</b>	<b>Yes</b>
Optional model 04	MLZIP-13-04	Full HD	No	No
Optional model 05	MLZIP-13-05	Full HD	Yes	Yes
Optional model 06	MLZIP-13-06	Full HD	Yes	No

**HD**  
720p

**Full HD**  
1080p



# MagniLink Zip 17





**HD**  
720p**Full HD**  
1080p

## MagniLink Zip 17 - HD/Full HD

### True, portable video magnifier

MagniLink Zip 17 is a true, portable video magnifier with HD or Full HD reading and distance camera. It comes with a low-vision adapted 17.3" monitor and a stable X/Y table for comfortable reading and precise control. It has all the functions offered in a desktop video magnifier, but can be folded and carried to another location easily.

This is a good choice for users that read frequently and sometimes need to move their video magnifier between different locations, for example home and work, hotel, summer house, etc. The stylish, space-saving design makes MagniLink Zip easily placed in both homes, schools and workplaces.

Choose between HD and Full HD. Full HD provides the greatest image quality ever and is the best choice for RP users because it offers incredible contrast and low initial magnification.

*A rotatable distance camera is included*




Model	Art. no.	Camera	Reading table	Battery
<b>MagniLink Zip HD 17</b>	<b>MLZIP-HD-17</b>	<b>HD</b>	<b>Yes</b>	<b>No</b>
Optional model 01	MLZIP-17-01	HD	Yes	Yes
Optional model 02	MLZIP-17-02	HD	No	No
Optional model 03	MLZIP-17-03	HD	No	Yes
<b>MagniLink Zip Full HD 17</b>	<b>MLZIP-FHD-17</b>	<b>Full HD</b>	<b>Yes</b>	<b>No</b>
Optional model 04	MLZIP-17-04	Full HD	Yes	Yes
Optional model 05	MLZIP-17-05	Full HD	No	No
Optional model 06	MLZIP-17-06	Full HD	No	Yes

# Basic mode

## Easy and straightforward

The MagniLink Zip control panel is admirably easy to manoeuvre, with logical knobs and buttons that anyone can understand and learn to use very quickly.



### Controls – basic mode

#### 1 On/off button

Switch the system on or off.

**2 Magnification** (zoom in/out)  
Increase/decrease the level of magnification.

#### Tip:

Press this button to switch to an Overview mode. Press again to return to the selected level of magnification.

#### 3 Photo mode

Switch between natural colour and greyscale image.

#### 4 High-contrast mode

Switch between the available artificial colour combinations.

#### 5 Functions

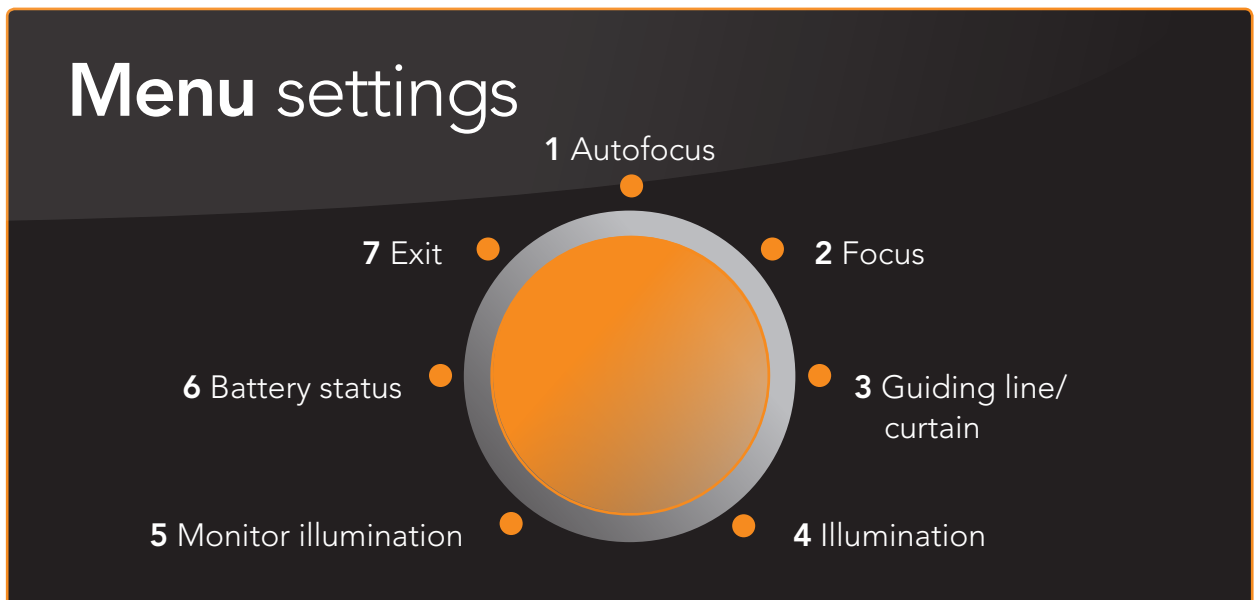
Adjust brightness/contrast.

Smart feature!

# Advanced mode

## Or advanced

While MagniLink Zip is very easy to use in Basic mode, it simultaneously satisfies the needs of more demanding users with its Advanced mode. This solution makes MagniLink Zip is a very good choice for a wide range of users.



### Menu – full-function mode

#### 1 Autofocus

Switch between auto and manual focus.

#### 2 Focus

Change the focus manually (image A, B).



Manual focus gives the user control when using the distance camera, for example to focus on the whiteboard instead of objects in front of it.

#### 3 Guiding line/curtain

Select vertical guiding line, horizontal guiding line, vertical curtain or horizontal curtain and set the position.

#### 4 Illumination

Change the level of illumination.

#### 5 Monitor illumination

Increase/decrease monitor illumination.

#### 6 Battery status (if available)

Show current battery status.

#### 7 Exit and back to basic mode

Exits the menu (returns to Basic mode).

# MagniLink Zip

## The story of the new MagniLink Zip

When we decided to develop the new MagniLink Zip, our development team was faced with a series of challenges. For example, the product needed to have less weight and smaller dimensions when folded – but without compromising on image quality or features. We interviewed Joachim Schill, a member of the team of engineers who developed the new generation MagniLink Zip. This is his story of how the new MagniLink Zip was born.

### The design challenge

We wanted the new Zip to be as small as possible. However, our customer surveys pointed out the importance of high image quality and a solid reading table and we decided that the new MagniLink Zip should have all the benefits and features of a real video magnifier.

We collaborated with an industrial design studio, Myra Design, and managed to make both the system itself and the reading table significantly smaller than before. We could have made it even smaller, but that would've forced us to compromise on functionality and we didn't want to do that.


The design of the control panel is also based on client feedback. Knobs are preferred by most of our customers and are perceived as easier to handle. In addition, they allow us to grow in the system as it is easy to add more features later on. Thus, it's possible to deselect functions. All together, we got a system that can be both simple and advanced – without the need for removing or adding buttons.



“The new MagniLink Zip is a product that reflects our core values. It places itself at the absolute forefront of modern technology, image quality, ease of use, design and quality.”

Joachim Schill  
Engineer and  
designer, LVI

*An early sketch for  
MagniLink Zip NG*



## The image quality challenge

The previous model was highly regarded for its image quality, and a picture quality beyond the ordinary was important for us. We chose to offer Full HD, though high resolution itself is not enough to achieve a great picture. With more than 35 years of experience, our team dealt with optics, lighting conditions and software to improve the image quality even further. I think the result of the work we all put in there is remarkable. This is probably the best picture ever produced in a video magnifier, not to mention in a foldable one.

## The LVI way

Some of the features have sprung up along the way. One example is the built-in distance camera. An idea during a lunch meeting resulted in the cradle that allows the camera to automatically find the correct position when the system is folded up. In previous models the users have had to manually adjust the camera position behind the screen. This procedure caused a number of service issues which we now totally avoid!


This also demonstrates well the strength of being a flexible manufacturer. We have the ability to implement new ideas and features based on our customer feedback. How is this possible? Twenty percent of our staff at our headquarters are directly involved in engineering and development **and** we have production, design, engineering and marketing all under one roof. No other manufacturer has a similar organization. This allows us to make new decisions quickly. Also, we have regular discussions with our users, and quickly capture their feedback. Not only that, but we also implement their valued thoughts into our design process. All this ultimately leads to even better products that are more tailored to the needs of our users.

## The result

The new MagniLink Zip is the result of all our combined experience and knowledge during our 35 years in the industry. It is a product that reflects our core values. It places itself at the absolute forefront of modern technology, image quality, ease of use, design and quality. This once again shows that LVI is able to maintain its position as one of the world's leading manufacturers in its field.

This is a product that we are very proud of – a product that will serve its users well.

Joachim Schill  
Engineer and designer



# Ergonomic tables

## Tables for an improved experience

It is very important to sit in a proper and ergonomic way while working with video magnifiers. LVI offers high-quality tables that are height-adjustable and suitable for our MagniLink video magnifiers.

### MagniLink table 60 x 80 cm mechanical

PV06-01

The design is ideal for access by wheelchair. The table top in birch laminate is 80 cm wide and 60 cm deep. The table comes with silver stand, and a complete set of wheels, two of which are lockable. Manual height adjustment (61-91 cm).

### MagniLink table 60 x 80 cm motorized

PV05-03

This table is identical to the PV06-01 table, but offers motorized height adjustment for maximum comfort. The stand has a single pillar design. The height can be adjusted between 50 and 83 cm.

### MagniLink table 60 x 60 cm mechanical

F20

F20 is a small and easy-to-place table. The table working height is easy to adjust manually (57-79 cm). A sliding disc is included. The table comes with wheels and frame in silver colour.



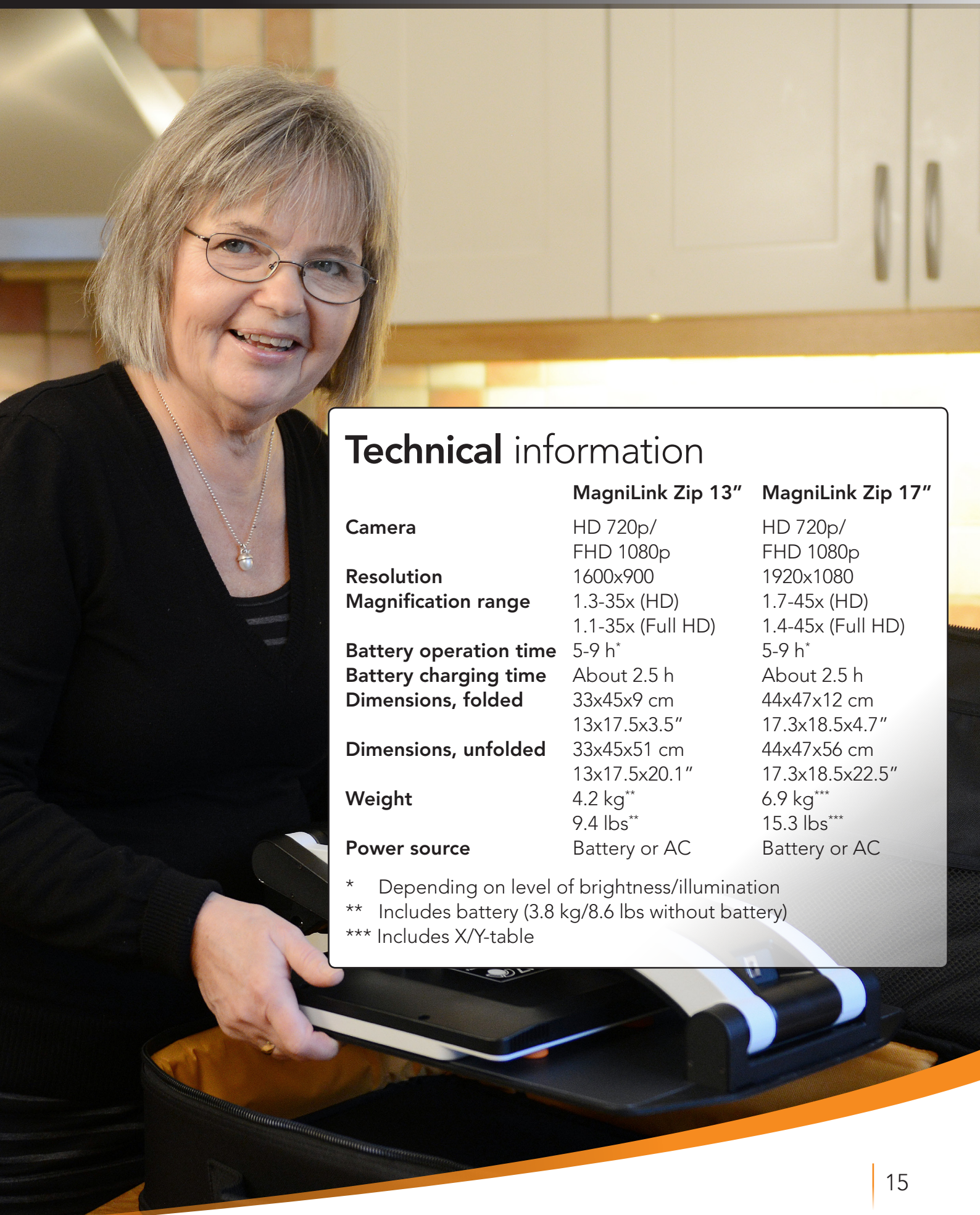
Motorized height adjustment



## Did you know..?

- There is an On Screen Display that guides the user through all control functions
- There are hotkeys for switching between Basic and Advanced modes
- It's easy to toggle between an overview mode and the selected level of magnification – very helpful if you get lost in the magnified text

# Technical information



## Technical information

	MagniLink Zip 13"	MagniLink Zip 17"
<b>Camera</b>	HD 720p/ FHD 1080p	HD 720p/ FHD 1080p
<b>Resolution</b>	1600x900	1920x1080
<b>Magnification range</b>	1.3-35x (HD) 1.1-35x (Full HD)	1.7-45x (HD) 1.4-45x (Full HD)
<b>Battery operation time</b>	5-9 h*	5-9 h*
<b>Battery charging time</b>	About 2.5 h	About 2.5 h
<b>Dimensions, folded</b>	33x45x9 cm 13x17.5x3.5"	44x47x12 cm 17.3x18.5x4.7"
<b>Dimensions, unfolded</b>	33x45x51 cm 13x17.5x20.1"	44x47x56 cm 17.3x18.5x22.5"
<b>Weight</b>	4.2 kg** 9.4 lbs**	6.9 kg*** 15.3 lbs***
<b>Power source</b>	Battery or AC	Battery or AC

\* Depending on level of brightness/illumination

\*\* Includes battery (3.8 kg/8.6 lbs without battery)

\*\*\* Includes X/Y-table

LVI Low Vision International is recognized as one of the world's leading manufacturers of low-vision aids with the mission to make daily life easier for people with visual impairments.

We are certified to ISO 14001 & 9001



**Eschenbach Optik of America, Inc.**  
22 Shelter Rock Lane  
Danbury, CT 06810 USA  
Phone: (800) 487-5389 or (203) 702-1600  
Fax: (888) 799-7200 or (203) 744-8332

Email: [info@eschenbach.com](mailto:info@eschenbach.com)  
Website: [www.eschenbach.com](http://www.eschenbach.com)

 **ESCHENBACH**

LVI Low Vision International  
Verkstadsgatan 5,  
352 46 Växjö, SWEDEN  
Tel.: +46 470 72 77 00  
Fax: +46 470 72 77 25  
E-mail: [info@lvi.se](mailto:info@lvi.se)

[WWW.LVI.SE](http://WWW.LVI.SE)

 **LVI** LOW  
VISION  
INTERNATIONAL  
MagniLink Zip\_150624

LVI assumes no responsibility for any inaccuracies that may be contained in this brochure.